

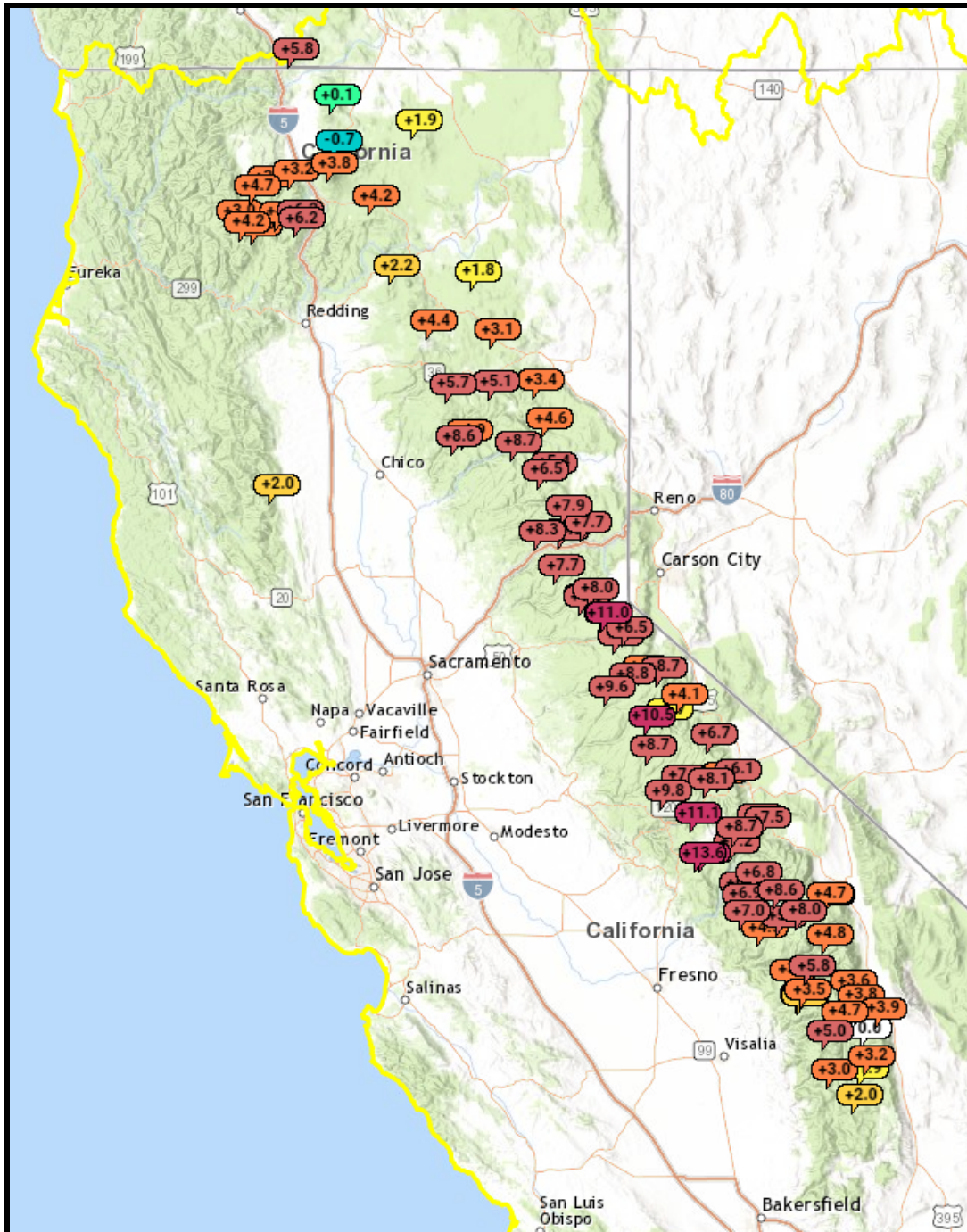
# WY 2021 Water Resources Update - February 1st 2021

## Summary:

- Large gains in snowpack during the last week of January
- Overall deficits are reduced, but still below normal - especially in the Southern Sierra
- Below average precipitation expected for the first part of February

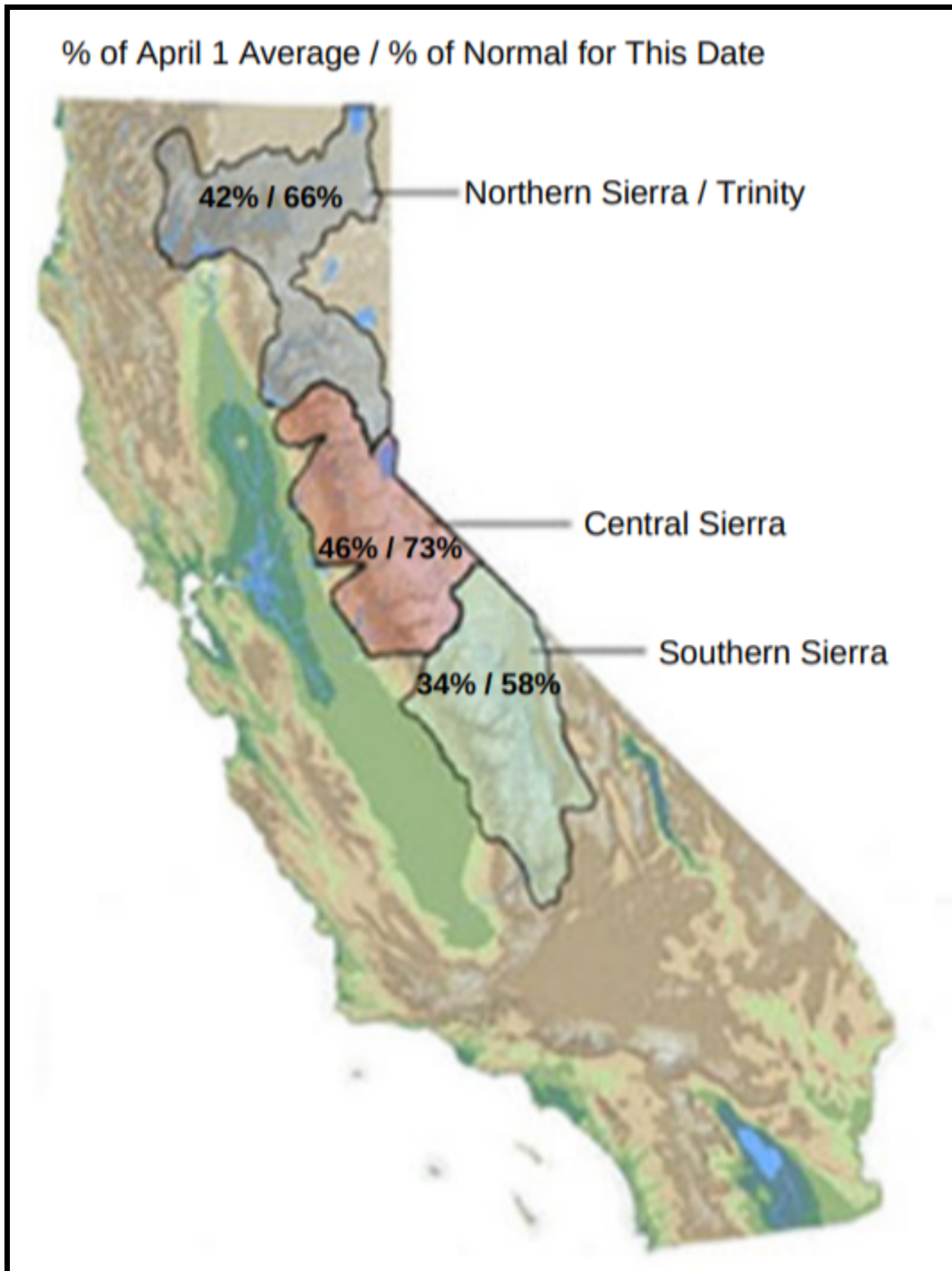
## Details:

SWE gains over from Jan 25th through February 1st



As you can see from the above graphic, there were some tremendous gains in snowpack over the past week. Many areas in the Sierra gained 6 to 8 inches of SWE. This is great news for water supply, but we must remember that there were large precipitation deficits coming into the last part of January. As you can see from the graphic below, overall snowpack as a percent of normal is still below average for this time of year. The Central Sierra is doing the best at 73% of average for today, but the Southern Sierra is still only at 58% of average.

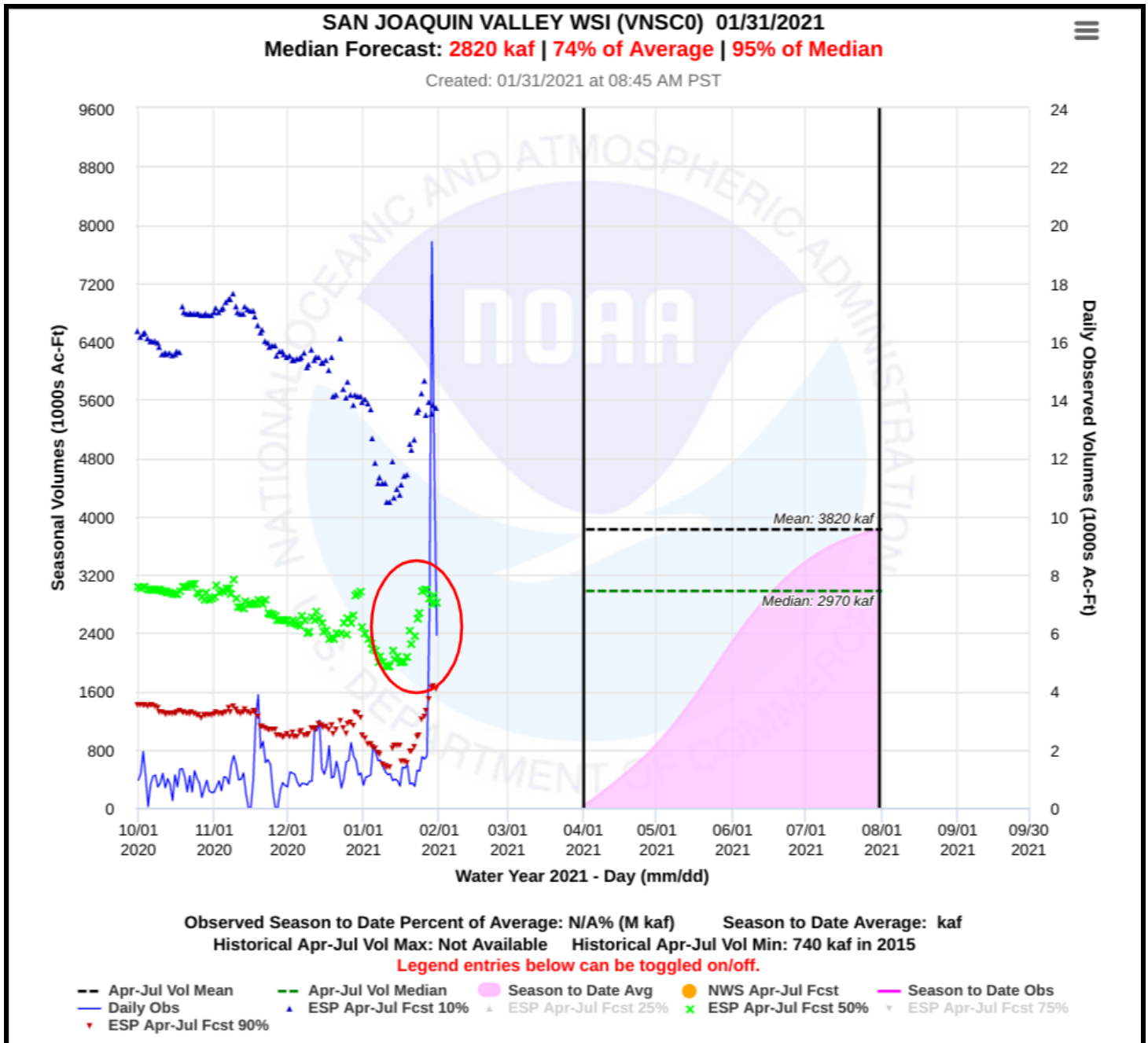
### CDEC Snowpack % of Average for Feb 1st, 2021



The AJ water year plots show a similar trend. If we look at the San Joaquin index, we see that the median forecast has seen a nice increase over the past 14 days or so. On Jan 19th, the median forecast was 54% of

average, and is now near 73% of average. It is also interesting to point out in this plot that the median forecasts (green Xs) started to increase around January 20th prior to the storms hitting. It's important to remember that the HEFS forecasts incorporate short term weather forecasting going out two weeks which can help us "get ahead" of AJ trends due to near term weather. On the flip side, we are now seeing a slight downward trend in the median AJ forecasts in the past few days. This is a result of the below normal precipitation expected over the next couple of weeks.

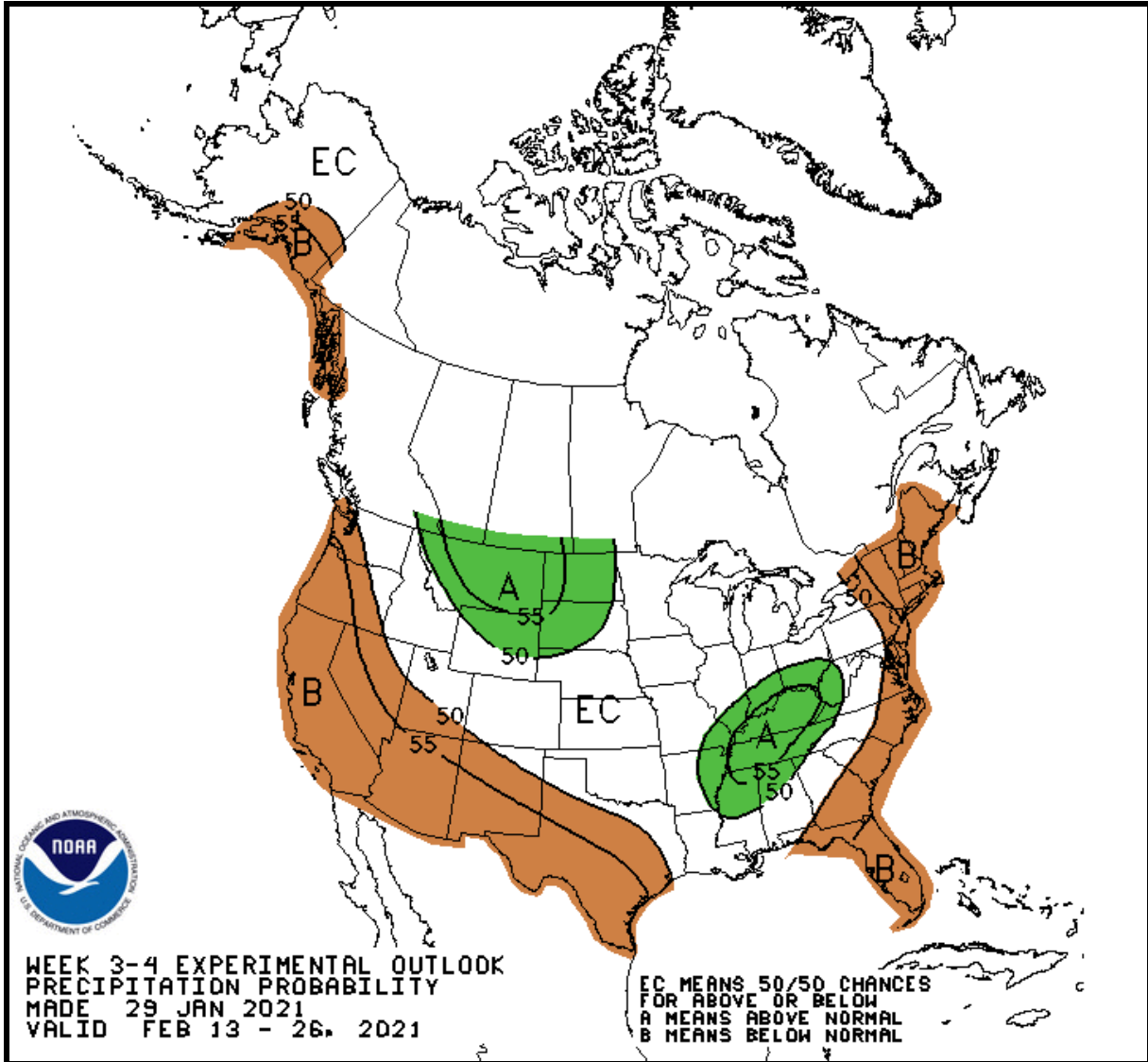
### CNRFC April-July Runoff Forecast



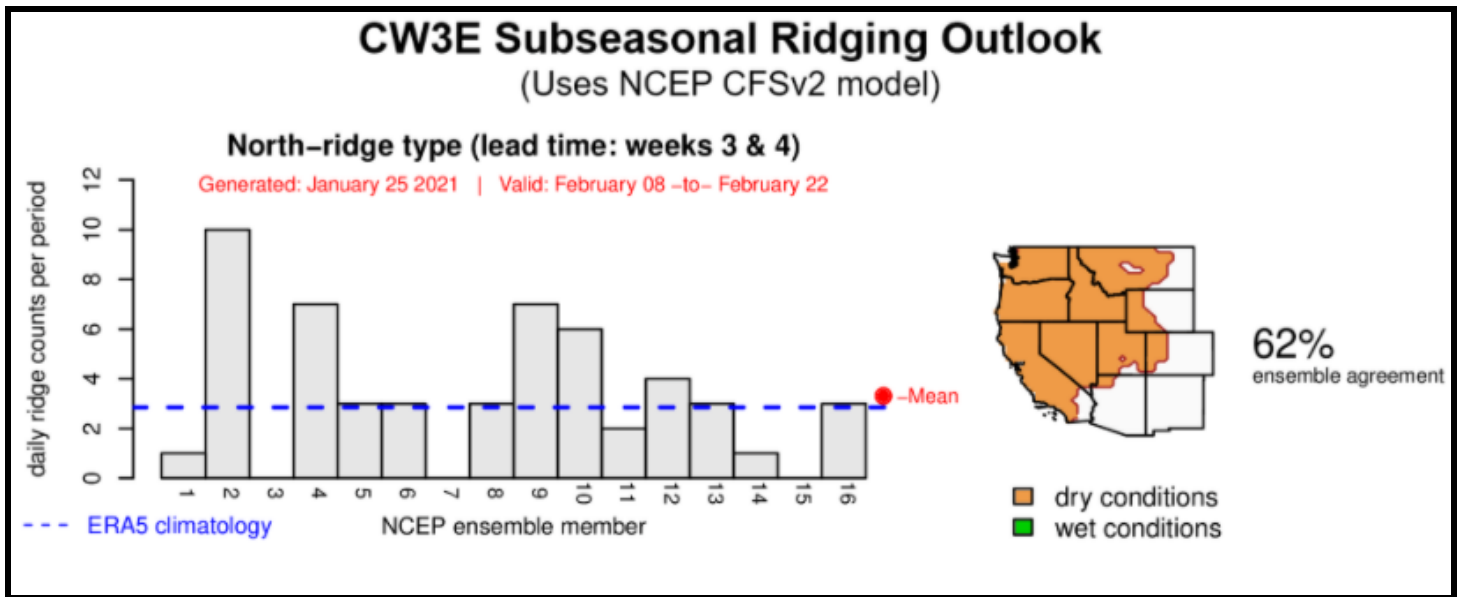
**Looking Ahead:**

Speaking of future trends, the Climate Prediction Center is also indicating below normal precipitation for the next couple of weeks (consistent with the downward AJ forecast trends discussed above). They are also indicating below normal precipitation for the second half of February as well.

**CPC - Week 3-4 Forecast**



The Center for Western Weather and Water Extremes (CW3E) has also started producing outlook information for the 1-6 week lead times. Similarly to CPC, they are also predicting below average precipitation for the week 3 & 4 period. For more background information and products, visit [https://cw3e.ucsd.edu/s2s\\_forecasts/](https://cw3e.ucsd.edu/s2s_forecasts/).



**Conclusion:**

The snowpack gains are very nice to see at the end of January, but the median forecasts are still indicating a below average year for the San Joaquin and the Sacramento systems. The first two weeks of February are shaping up to be below normal for precipitation. The second half of February is also trending dry based on the CPC/CW3E outlooks, but there is not as much certainty out that far. If these dry forecasts continue to hold, we will continue to see the median AJ forecasts (green Xs) drop steadily over the month of February.